
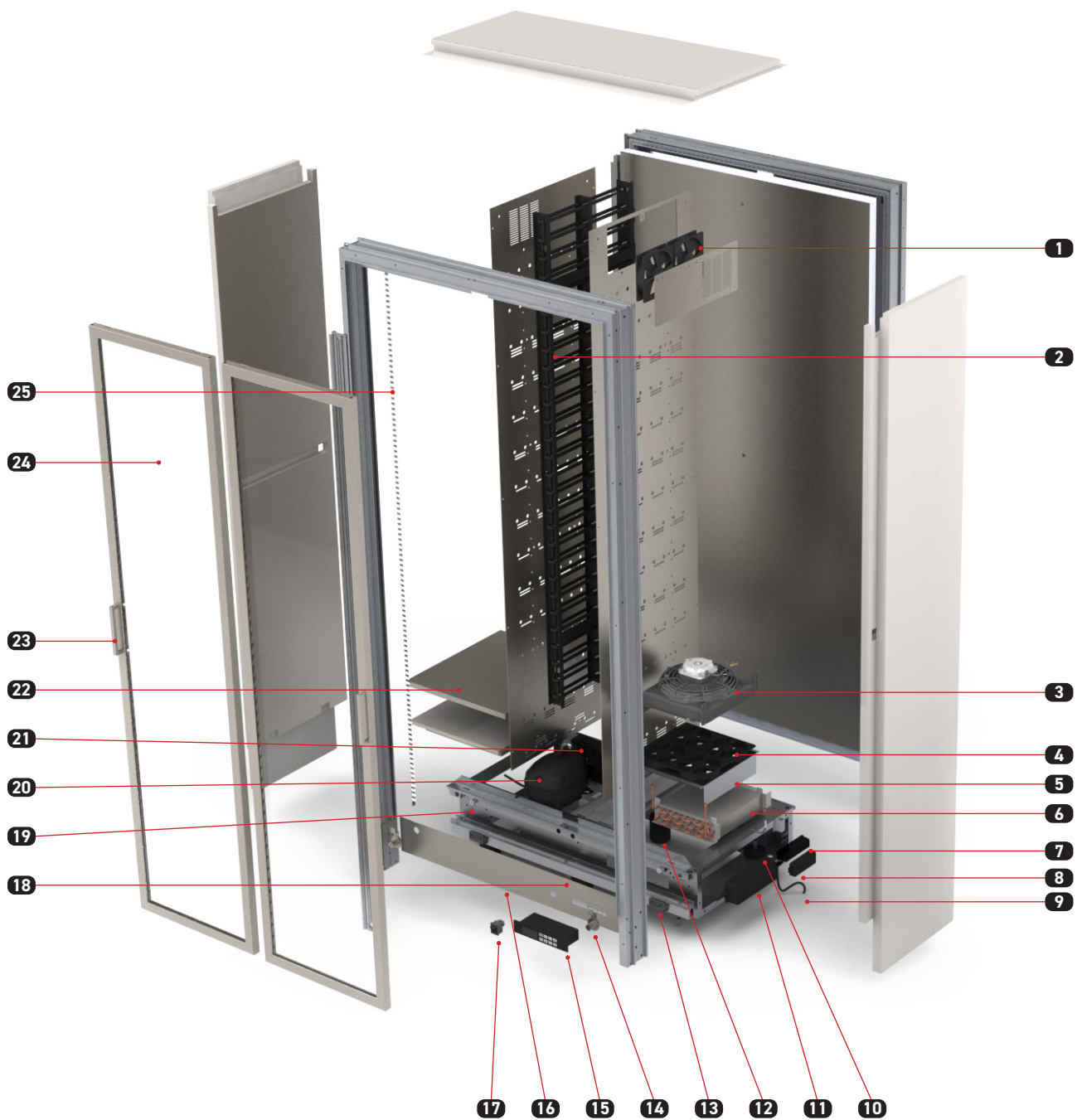


# Ersatzteilliste-Explosionszeichnung

## Weintemperierschrank VAR-PM13





















[Artikel-Nr.: 446213002]


















Code






















<b>1</b> Z-CE-VN-12-120	<b>6</b> Z-CE-CDR...-C	<b>11</b> Z-CE-AL-...	<b>16</b> Z1-FG-P-A-FC2	<b>21</b> Z-CE-INV13-230
<b>2</b> Z-CE-EVSR01	<b>7</b> Z-CE-AL-12-...	<b>12</b> Z-FE-PD60...	<b>17</b> Z-CE-INTBN2230	<b>22</b> Z1-FG-P-A-PF...
<b>3</b> Z-CE-CDR...-MV	<b>8</b> Z-CE-LEDCONT9	<b>13</b> Z1-FG-P-CER	<b>18</b> Z-FE-PD6X17	<b>23</b> Z-FE-MAN...
<b>4</b> Z-CE-VN-12-120-2	<b>9</b> Z-CE-CAVAL...	<b>14</b> Z-FE-SER11	<b>19</b> Z-FE-MAGNET...	<b>24</b> Z-S-P-APA...
<b>5</b> Z-S-PVC	<b>10</b> Z-CE-TERDIG04S	<b>15</b> Z-CE-TERDIG11...	<b>20</b> Z-CE-CPR...	<b>25</b> Z-CE-LED...






















	CODE	DS	 mm L x P x H	 Kg	 Kg	 mm L x P x H
	<b>Z1-FG-CV180-PF</b>	Piano Finitura Teca Standard (nero Z-FV-CV180-PF-NR) Standard Teca Finishing Plate (black Z-FV-CV180-PF-NR) Plaque de finition Teca Standard (noir Z-FV-CV180-PF-NR)	439 x 369 x 17	0,48	1,5	390 x 460 x 90
	<b>Z1-FG-CV182-PF</b>	Piano Finitura Teca Standard 12 DX (nero Z-FV-CV182-PF-NR) Standard Teca Finishing Plate 12 DX (black Z-FV-CV182-PF-NR) Plaque de finition Teca Standard 12 DX (noir Z-FV-CV182-PF-NR)	439 x 369 x 17	0,48	1,5	390 x 460 x 90
	<b>Z1-FG-H-CLV</b>	Chiusure Laterali Teca H (nero Z-FV-H-CLV-NR) Side closing panels Teca H (black Z-FV-H-CLV-NR) Fermeture latérales Teca H (noir Z-FV-H-CLV-NR)	239 x 172 x 21	0,15	1	380 x 300 x 70
	<b>Z1-FG-H-PFI</b>	Coppia piani finitura Teca H incasso (nero Z-FV-H-PFI-N) Pair of built-in Teca H finishing plates (black Z-FV-H-PFI-N) Paire plaques de finition Teca H encastrée (noir Z-FV-H-PFI-N)	371 x 210 x 33	0,53	1	380 x 300 x 70
	<b>Z1-FG-H-PFP</b>	Coppia piani finitura Parete H (nero Z-FV-H-PFP-N) Pair of Parete H finishing plates (black Z-FV-H-PFP-N) Paire plaques de finition Parete H (noir Z-FV-H-PFP-N)	367 x 208 x 28	0,53	1	380 x 300 x 70
	<b>Z1-FG-H-PFT</b>	Coppia piani finitura Teca H (nero Z-FV-H-PFT-N) Pair of Teca H finishing plates (black Z-FV-H-PFT-N) Paire plaques de finition Teca H (noir Z-FV-H-PFT-N)	371 x 229 x 33	0,53	1	380 x 300 x 70
	<b>Z1-FG-P-A-FC2</b>	Frontalino finitura fascia comandi Parete Finishing front mask for Parete controls Frontal de finition bande commandes Parete	839 x 107 x 1	0,10	1	850 x 170 x 25
	<b>Z1-FG-P-A-PF</b>	Piano finitura Parete standard centrale (nero Z-FV-P-A-PF-NR) Standard Parete central finishing plate (black Z-FV-P-A-PF-NR) Plaque de finition Parete standard centrale (noir Z-FV-P-A-PF-NR)	413 x 364 x 16	0,48	1,5	390 x 460 x 90
	<b>Z1-FG-P-A-PF-M</b>	Piano finitura Parete standard murale (nero Z-FV-P-A-PF-M-NR) Standard Parete wall-back finishing plate (black Z-FV-P-A-PF-M-NR) Plaque de finition Parete standard murale (noir Z-FV-P-A-PF-M-NR)	421 x 364 x 16	0,48	1,5	390 x 460 x 90
	<b>Z1-FG-P-CER</b>	Cerniera sportello Flap hinge Charnière volet rabattable	50 x 30 x 13	0,08	0,6	240 x 85 x 45
	<b>Z1-FG-QV-KF1-PR</b>	Perno anta Quadro Vino Door Pivot Quadro Vino Goupille porte Quadro Vino	10 x 10 x 12	0,01	0,06	240 x 85 x 45
	<b>Z1-FG-TV-CLV</b>	Chiusure Laterali Teca standard (nero Z-FV-TV-CLV-NR) Side closing panels Teca standard (black Z-FV-TV-CLV-NR) Fermeture latérales Teca standard (noir Z-FV-TV-CLV-NR)	440 x 172 x 21	0,23	1	390 x 460 x 90
	<b>Z1-IS-QV12-PIS01</b>	Pannello isolamento interno QV12 Internal insulation panel QV12 Panneau insulation interne QV12	539 x 539 x 20	0,2	2,5	670 x 670 x 230
	<b>Z1-IS-QV30-PIS01</b>	Pannello isolamento interno QV30 Internal insulation panel QV30 Panneau insulation interne QV30	539 x 539 x 20	0,2	2,5	670 x 670 x 230
	<b>Z1-IS-QV40-PIS01</b>	Pannello isolamento interno QV40 Internal insulation panel QV40 Panneau insulation interne QV40	719 x 719 x 20	0,2	4	850 x 850 x 320
	<b>Z1-IS-QV52-PIS01</b>	Pannello isolamento interno QV52 Internal insulation panel QV52 Panneau insulation interne QV52	719 x 719 x 20	0,2	4	850 x 850 x 320

	CODE	DS	 mm L x P x H	 Kg	 Kg	 mm L x P x H
	<b>Z-CE-AL-12-20</b>	Alimentatore Mean Well LPV 12v 20W Power supply Mean Well LPV 12v 20W Alimentateur Mean Well LPV 12v 20W	150 x 60 x 30	0,21	0,7	240 x 85 x 45
	<b>Z-CE-AL-12-30</b>	Alimentatore Mean Well IRM-ST 12v 30W Power supply Mean Well IRM-ST 12v 30W Alimentateur Mean Well IRM-ST 12v 30W	100 x 45 x 33	0,12	0,7	240 x 85 x 45
	<b>Z-CE-AL-12-60</b>	Alimentatore Mean Well NPF 12v 60W Power supply Mean Well NPF 12v 60W Alimentateur Mean Well NPF 12v 60W	235 x 77 x 45	0,5	1	380 x 300 x 70
	<b>Z-CE-AL-12-60-2</b>	Alimentatore Mean Well LPV 12v 60W Power supply Mean Well LPV 12v 60W Alimentateur Mean Well LPV 12v 60W	195 x 67 x 35	0,40	1	380 x 300 x 70
	<b>Z-CE-AL-12-60-3</b>	Alimentatore Mean Well IRM-ST 12v 60W Power supply Mean Well IRM-ST 12v 60W Alimentateur Mean Well IRM-ST 12v 60W	115 x 55 x 37	0,23	0,8	380 x 300 x 70
	<b>Z-CE-AL-24-100</b>	Alimentatore Mean Well XLG 24v 100W Power supply Mean Well XLG 24v 100W Alimentateur Mean Well XLG 24v 100W	200 X 75 X 46	0,58	1,2	380 x 300 x 70
	<b>Z-CE-AL-24-100-2</b>	Alimentatore Mean Well LPV 24v 100W Power supply Mean Well LPV 24v 100W Alimentateur Mean Well LPV 24v 100W	220 x 70 x 40	0,60	1,2	380 x 300 x 70
	<b>Z-CE-AL-24-150</b>	Alimentatore Mean Well XLG 24v 150W Power supply Mean Well XLG 24v 150W Alimentateur Mean Well XLG 24v 150W	240 x 75 x 46	0,75	1,3	380 x 300 x 70
	<b>Z-CE-AL-24-150-2</b>	Alimentatore Mean Well LPV 24v 150W Power supply Mean Well LPV 24v 150W Alimentateur Mean Well LPV 24v 150W	275 x 84 x 50	0,83	1,5	380 x 300 x 70
	<b>Z-CE-CAVAL2</b>	Cavo alimentazione spina Schuko 2,5 mt Power cable type-F plug 2,5 mt Cable d'alimentation prise Schuko (type F) 2,5 mt	300 x 100 x 100	0,30	1	380 x 300 x 70
	<b>Z-CE-CAVAL2UL</b>	Cavo alimentazione spina Americana Power cable Type-B Plug Cable d'alimentation prise Americaine (type B)	300 x 100 x 100	0,30	1	380 x 300 x 70
	<b>Z-CE-CAVAL4</b>	Cavo alimentazione spina Svizzera Power cable Type-J Plug Cable d'alimentation prise Suisse (type J)	300 x 100 x 100	0,30	1	380 x 300 x 70
	<b>Z-CE-CAVAL5</b>	Cavo alimentazione spina Schuko 4,5 mt Power cable type-F plug 4,5 mt Cable d'alimentation prise Schuko (type F) 4,5 mt	300 x 100 x 100	0,40	1	380 x 300 x 70
	<b>Z-CE-CAVAL6</b>	Cavo alimentazione spina Inglese Power cable Type-G Plug Cable d'alimentation prise Anglaise (type G)	300 x 100 x 100	0,30	1	380 x 300 x 70
	<b>Z-CE-CAVAL7</b>	Cavo alimentazione spina Schuko 1,2 mt Power cable Type-F plug 1,2 mt Cable d'alimentation prise Schuko (type F) 1,2 mt	300 x 100 x 100	0,30	1	380 x 300 x 70
	<b>Z-CE-CDR01-220-MV</b>	Motoventilatore - Per HTS CAV73 220v Fan motor - For HTS CAV73 220v Motoventilateur - Pour HTS CAV73 220v	280 x 220 x 148	1,5	2	390 x 390 x 600

	CODE	DS	 mm L x P x H	 Kg	 Kg	 mm L x P x H
	<b>Z-CE-CDR01-C</b>	Condensatore - HTS CAV73 Condenser - HTS CAV73 Condenseur - HTS CAV73	280 x 215 x 90	1	1,7	390 x 460 x 90
	<b>Z-CE-CDR02-115-MV</b>	Motoventilatore - Per HTS CAV83 115v Fan motor - For HTS CAV83 115v Motoventilateur - Pour HTS CAV83 115v	280 x 220 x 148	1,5	2	390 x 390 x 600
	<b>Z-CE-CDR02-220-MV</b>	Motoventilatore - Per HTS CAV83 220v Fan motor - For HTS CAV83 220v Motoventilateur - Pour HTS CAV83 220v	280 x 220 x 148	1,5	2	390 x 390 x 600
	<b>Z-CE-CDR02-C</b>	Condensatore - HTS CAV83 Condenser - HTS CAV83 Condenseur - HTS CAV83	280 x 215 x 90	1	1,7	390 x 460 x 90
	<b>Z-CE-CDR03</b>	Condensatore - Modelli H 10 Condenser - Models H 10 Condenseur - Modèles H 10	1700 x 730 x 35	6	20	1800 x 900 x 90
	<b>Z-CE-CDR04</b>	Condensatore - Modelli H 20 Condenser - Models H 20 Condenseur - Modèles H 20	800 x 730 x 35	3	7	850 x 850 x 320
	<b>Z-CE-CDR05</b>	Condensatore - Modulo B Condenser - B Modules Condenseur - Module B	180 x 80 x 120	0,6	1,2	380 x 300 x 70
	<b>Z-CE-CPR07-220-50</b>	Compressore Embraco EMT45HDR 220v 50Hz R134a Embraco Compressor EMT45HDR 220v 50Hz R134a Compresseur Embraco EMT45HDR 220v 50Hz R134a	330 x 200 x 200	8	8,5	390 x 390 x 600
	<b>Z-CE-CPR09-220-50</b>	Compressore Embraco EMT6170Z 220v 50Hz R134a Embraco Compressor EMT6170Z 220v 50Hz R134a Compresseur Embraco EMT6170Z 220v 50Hz R134a	330 x 200 x 200	8	8,5	390 x 390 x 600
	<b>Z-CE-CPR10-115-60</b>	Compressore Embraco NEK6170Z 115v 60Hz R134a Embraco Compressor NEK6170Z 115v 60Hz R134a Compresseur Embraco NEK6170Z 115v 60Hz R134a	300 x 200 x 210	10,3	11	390 x 390 x 600
	<b>Z-CE-CPR13-230-INV</b>	Compressore Embraco VEMY6HH 220v R134a (Inverter) Embraco Compressor VEMY6HH 220v R134a (Inverter) Compresseur Embraco VEMY6HH 220v R134a (Inverter)	260 x 180 x 180	8	8,5	390 x 390 x 600
	<b>Z-CE-CPR14-230-INV</b>	Compressore Secop XV8.0KX 220v R600 230v (Inverter) Secop Compressor XV8.0KX 220v R600 230v (Inverter) Compresseur Secop XV8.0KX 220v R600 230v (Inverter)	320 x 210 x 130	5,5	6	390 x 390 x 600
	<b>Z-CE-EVPT3</b>	Evaporatore a piastra - Modulo B Plate evaporator - B Module Évaporateur à plaque - Module B	600 x 240 x 25	0,50	0,55	390 x 390 x 600
	<b>Z-CE-EVSR01</b>	Evaporatore - Modello Alto Standard Evaporator - Standard tall models Évaporateur - Modèle Haut Standard	1500 x 500 x 40	5	33	1700 x 600 x 220
	<b>Z-CE-EVSR02</b>	Evaporatore - Modello Basso Standard Evaporator - Standard small models Évaporateur - Modèle Bas Standard	600 x 500 x 40	2,7	18	800 x 600 x 220
	<b>Z-CE-EVSR03</b>	Evaporatore - Modello Alto H Evaporator - Tall H models Évaporateur - Modèle Haut H	1500 x 570 x 60	3,5	20	1800 x 900 x 90
	<b>Z-CE-EVSR04</b>	Evaporatore - Modello Basso H Evaporator - Small H models Évaporateur - Modèle Bas H	600 x 570 x 60	1,5	4	670 x 670 x 230
























	CODE	DS	 mm L x P x H	 Kg	 Kg	 mm L x P x H
	<b>Z-CE-INTBN2230</b>	Interruttore nero alimentazione Black power switch Interrupteur d'alimentation Noir	40 x 30 x 40	0,01	0,06	240 x 85 x 45
	<b>Z-CE-INTLB</b>	Interruttore luminoso alimentazione Lighted general power switch Interrupteur general lumineux	40 x 30 x 40	0,01	0,06	240 x 85 x 45
	<b>Z-CE-INTUF48</b>	Interruttore unipolare Luci Unipolar light switch Interrupteur unipolaire éclairage	40 x 15 x 40	0,01	0,06	240 x 85 x 45
	<b>Z-CE-INV13-230</b>	Inverter - Per compressore Embraco VEMY6HH R134 220v Inverter - For Embraco Compressor VEMY6HH R134 220v Inverter - Pour Compresseur Embraco VEMY6HH R134 220v	150 x 150 x 100	0,5	1,2	390 x 460 x 90
	<b>Z-CE-INV14-230</b>	Inverter - Per compressore Secop XV8.0 R600 220v Inverter - For Secop Compressor XV8.0 R600 220v Inverter - Pour Compresseur Secop XV8.0 R600 220v	120 x 120 x 50	0,25	1	380 x 300 x 70
	<b>Z-CE-IT-01</b>	Impianto Termoelettrico N.1 Thermoelectrical system N. 1 Système thermoélectrique N. 1	200 x 120 x 100	1,5	2,2	390 x 460 x 90
	<b>Z-CE-IT-02</b>	Impianto Termoelettrico N.2 Thermoelectrical system N. 2 Système thermoélectrique N. 2	200 x 120 x 100	1,5	2,2	390 x 460 x 90
	<b>Z-CE-IT-03</b>	Impianto Termoelettrico N.3 Thermoelectrical system N. 3 Système thermoélectrique N. 3	250 x 120 x 100	1,5	2,2	390 x 460 x 90
	<b>Z-CE-LED140BD-060</b>	Striscia Led B. Dinamico 140led\M (19.2W\M) 60cm Dynamic White Led Strip 140 led\M (19.2W\M) 60cm Bande Led B. Dynamique 140led\M (19.2W\M) 60cm	180 x 180 x 20	0,15	0,7	380 x 300 x 70
	<b>Z-CE-LED140BD-080</b>	Striscia Led B. Dinamico 140led\M (19.2W\M) 80cm Dynamic White Led Strip 140 led\M (19.2W\M) 80 cm Bande Led B. Dynamique 140led\M (19.2W\M) 80 cm	180 x 180 x 20	0,15	0,7	380 x 300 x 70
	<b>Z-CE-LED140BD-160</b>	Striscia Led B. Dinamico 140led\M (19.2W\M) 160 cm Dynamic White Led Strip 140 led\M (19.2W\M) 160 cm Bande Led B. Dynamique 140led\M (19.2W\M) 160 cm	180 x 180 x 20	0,15	0,7	380 x 300 x 70
	<b>Z-CE-LED33C-060</b>	Striscia Led B. Caldo 30led\M (7.2W\M) 60 cm Warm White Led Strip 30 led\M (7.2W\M) 60 cm Bande Led B. Chaud 30led\M (7.2W\M) 60 cm	180 x 180 x 20	0,15	0,7	380 x 300 x 70
	<b>Z-CE-LED33C-080</b>	Striscia Led B. Caldo 30led\M (7.2W\M) 80 cm Warm White Led Strip 30 led\M (7.2W\M) 80 cm Bande Led B. Chaud 30led\M (7.2W\M) 80 cm	180 x 180 x 20	0,15	0,7	380 x 300 x 70
	<b>Z-CE-LED33C-160</b>	Striscia Led B. Caldo 30led\M (7.2W\M) 160 cm Warm White Led Strip 30 led\M (7.2W\M) 160 cm Bande Led B. Chaud 30led\M (7.2W\M) 160 cm	180 x 180 x 20	0,15	0,7	380 x 300 x 70
	<b>Z-CE-LED33C3-060</b>	Striscia Led B. Caldo 30led\M (1.12W\M) 60 cm Warm White Led Strip 30 led\M (1.12W\M) 60 cm Bande Led B. Chaud 30led\M (1.12W\M) 60 cm	180 x 180 x 20	0,15	0,7	380 x 300 x 70
	<b>Z-CE-LED33C3-080</b>	Striscia Led B. Caldo 30led\M (1.12W\M) 80 cm Warm White Led Strip 30 led\M (1.12W\M) 80 cm Bande Led B. Chaud 30led\M (1.12W\M) 80 cm	180 x 180 x 20	0,15	0,7	380 x 300 x 70
	<b>Z-CE-LED33C3-160</b>	Striscia Led B. Caldo 30led\M (1.12W\M) 160 cm Warm White Led Strip 30 led\M (1.12W\M) 160 cm Bande Led B. Chaud 30led\M (1.12W\M) 160 cm	180 x 180 x 20	0,15	0,7	380 x 300 x 70



















	CODE	DS	 mm L x P x H	 Kg	 Kg	 mm L x P x H
	<b>Z-CE-LED33N-010</b>	Striscia Led B. Naturale 60led\M (14.4W\M) 10 cm Natural White Led Strip 60 led\M (14.4W\M) 10 cm Bande Led B. Naturel 60led\M (14.4W\M) 10 cm	150 x 15 x 10	0,02	0,6	380 x 300 x 70
	<b>Z-CE-LED33N-030</b>	Striscia Led B. Naturale 60 led\M (14.4W\M) 30 cm Natural White Led Strip 60 led\M (14.4W\M) 30 cm Bande Led B. Naturel 60 led\M (14.4W\M) 30 cm	350 x 15 x 10	0,03	0,6	380 x 300 x 70
	<b>Z-CE-LED33N-040</b>	Striscia Led B. Naturale 60 led\M (14.4W\M) 40 cm Natural White Led Strip 60 led\M (14.4W\M) 40 cm Bande Led B. Naturel 60 led\M (14.4W\M) 40 cm	450 x 15 x 10	0,04	0,6	380 x 300 x 70
	<b>Z-CE-LED33N-060</b>	Striscia Led B. Naturale 30led\M (7.2W\M) 60 cm Natural White Led Strip 30 led\M (7.2W\M) 60 cm Bande Led B. Naturel 30led\M (7.2W\M) 60 cm	180 x 180 x 20	0,15	0,7	380 x 300 x 70
	<b>Z-CE-LED33N-080</b>	Striscia Led B. Naturale 30led\M (7.2W\M) 80 cm Natural White Led Strip 30 led\M (7.2W\M) 80 cm Bande Led B. Naturel 30led\M (7.2W\M) 80 cm	180 x 180 x 20	0,15	0,7	380 x 300 x 70
	<b>Z-CE-LED33N-160</b>	Striscia Led B. Naturale 30led\M (7.2W\M) 160 cm Natural White Led Strip 30 led\M (7.2W\M) 160 cm Bande Led B. Naturel 30led\M (7.2W\M) 160 cm	180 x 180 x 20	0,15	0,7	380 x 300 x 70
	<b>Z-CE-LED33RGB-060</b>	Striscia Led RGB 30led\M (7.2W\M) 60 cm RGB Led Strip 30 led\M (7.2W\M) 60 cm Bande Led RGB 30led\M (7.2W\M) 60 cm	180 x 180 x 20	0,15	0,7	380 x 300 x 70
	<b>Z-CE-LED33RGB-080</b>	Striscia Led RGB 30led\M (7.2W\M) 80 cm RGB Led Strip 30 led\M (7.2W\M) 80 cm Bande Led RGB 30led\M (7.2W\M) 80 cm	180 x 180 x 20	0,15	0,7	380 x 300 x 70
	<b>Z-CE-LED33RGB-160</b>	Striscia Led RGB 30led\M (7.2W\M) 160 cm RGB Led Strip 30 led\M (7.2W\M) 160 cm Bande Led RGB 30led\M (7.2W\M) 160 cm	180 x 180 x 20	0,15	0,7	380 x 300 x 70
	<b>Z-CE-LED61BL-010</b>	Striscia Led Blu 60led\M (14.4W\M) 10 cm Striscia Led Bluee 60 led\M (14.4W\M) 10 cm Bande Led Bleu 60led\M (14.4W\M) 10 cm	150 x 15 x 10	0,02	0,6	380 x 300 x 70
	<b>Z-CE-LED61BL-030</b>	Striscia Led Blu 60 led\M (14.4W\M) 30 cm Striscia Led Bluee 60 led\M (14.4W\M) 30 cm Bande Led Bleu 60 led\M (14.4W\M) 30 cm	350 x 15 x 10	0,03	0,6	380 x 300 x 70
	<b>Z-CE-LED61BL-040</b>	Striscia Led Blu 60 led\M (14.4W\M) 40 cm Striscia Led Bluee 60 led\M (14.4W\M) 40 cm Bande Led Bleu 60 led\M (14.4W\M) 40 cm	450 x 15 x 10	0,04	0,6	380 x 300 x 70
	<b>Z-CE-LEDCONT9</b>	Controller Led Led Controller Controleur Led	140 x 130 x 30	0,15	0,2	240 x 160 x 30
	<b>Z-CE-SEL-01</b>	Scheda Temporizzatrice QV12 Timing board QV12 Relais temporisateur QV12	70 x 30 x 30	0,08	0,6	240 x 85 x 45
	<b>Z-CE-TERDIG04S</b>	Sonda Dixell NG6 1,5 mt NTC TPR 6X15 Probe Dixell NG6 1,5 mt NTC TPR 6X15 Sonde Dixell NG6 1,5 mt NTC TPR 6X15	60 x 60 x 10	0,03	0,1	240 x 85 x 45
	<b>Z-CE-TERDIG07-220V</b>	Termoregolatore - Dixell XR02CX-5R0C1 Temperature controller - Dixell XR02CX-5R0C1 Régulateur de température - Dixell XR02CX-5R0C1	130 x 130 x 120	0,30	1	390 x 460 x 90
	<b>Z-CE-TERDIG08</b>	Termoregolatore Plug-In Temperature controller Plug-In Régulateur de température Plug-In	110 x 80 x 60	0,10	0,6	380 x 300 x 70

	CODE	DS	 mm L x P x H	 Kg	 Kg	 mm L x P x H
	<b>Z-CE-TERDIG11-115V</b>	Termoregolatore - Dixell XW60L 115v Temperature controller - Dixell XW60L 115v Régulateur de température - Dixell XW60L 115v	190 x 100 x 40	0,30	1	380 x 300 x 70
	<b>Z-CE-TERDIG11-220V</b>	Termoregolatore - Dixell XW60L 220v Temperature controller - Dixell XW60L 220v Régulateur de température - Dixell XW60L 220v	190 x 100 x 40	0,30	1	380 x 300 x 70
	<b>Z-CE-TERDIG11-MA</b>	Mascherina Termoregolatore Dixell Acciaio Steel Mask for Dixell Temperature controller Masque Régulateur de température Dixell Acciaio	190 x 40 x 10	0,03	0,1	240 x 85 x 45
	<b>Z-CE-TERDIG11-MA-NR</b>	Mascherina Termoregolatore Dixell Nera Black Mask for Dixell Temperature controller Masque Régulateur de température Dixell Noire	190 x 40 x 10	0,03	0,1	240 x 85 x 45
	<b>Z-CE-VN-12-050</b>	Ventola Revoltec Airguard 12V - 50x50x10 Revoltec Airguard fan 12V - 50x50x10 Ventilateur Revoltec Airguard 12V - 50x50x10	50 x 50 x 10	0,01	0,06	240 x 160 x 30
	<b>Z-CE-VN-12-050-2</b>	Ventola Gelid Silent 12V - 50x50x15 Gelid Silent Fan 12V - 50x50x15 Ventilateur Gelid Silent 12V - 50x50x15	50 x 50 x 15	0,01	0,06	240 x 160 x 30
	<b>Z-CE-VN-12-080</b>	Ventola Tacens Anima 12V 80x80x25 Tacens Anima Fan 12V 80x80x25 Ventilateur Tacens Anima 12V 80x80x25	80 x 80 x 25	0,08	0,14	240 x 160 x 30
	<b>Z-CE-VN-12-092</b>	Ventola Fandis Costech 12V - 92x92x25 Fandis Costech fan 12V - 92x92x25 Ventilateur Fandis Costech 12V - 92x92x25	92 x 92 x 25	0,20	0,25	240 x 160 x 30
	<b>Z-CE-VN-12-092-2</b>	Ventola Revoltec Airguard 12V - 92x92x25 Revoltec Airguard fan 12V - 92x92x25 Ventilateur Revoltec Airguard 12V - 92x92x25	92 x 92 x 25	0,20	0,25	240 x 160 x 30
	<b>Z-CE-VN-12-120</b>	Ventola Tacens Anima 12volt 120x120x25 Tacens Anima fan 12volt 120x120x25 Ventilateur Tacens Anima 12volt 120x120x25	120 x 120 x 25	0,14	0,20	240 x 160 x 30
	<b>Z-CE-VN-12-120-2</b>	Ventola Fandis Costech 12V 120x120x25 Fandis Costech fan 12V 120x120x25 Ventilateur Fandis Costech 12V 120x120x25	120 x 120 x 25	0,14	0,20	240 x 160 x 30
	<b>Z-FE-CLIP01</b>	Clip trasparenti Transparent clips Clips transparentes	7x11	-	0,05	240 x 85 x 45
	<b>Z-FE-CLIP02</b>	Clip nere Black clips Clips noires	7x11	-	0,05	240 x 85 x 45
	<b>Z-FE-GZ11</b>	Guarnizione anta QV 12-30 Door seal QV 12-30 Étanchéité Porte QV 12-30	579 x 579 x 30	0,3	2,6	670 x 670 x 230
	<b>Z-FE-GZ12</b>	Guarnizione anta QV 40-52 Door seal QV 40-52 Étanchéité Porte QV 40-52	759 x 759 x 30	0,4	4	850 x 850 x 320
	<b>Z-FE-KEY</b>	Kit ricambio - Chiavi vetrine Spare key set Kit clefs vitrines supplémentaires	40 x 20 x 10	0,01	0,06	240 x 85 x 45
	<b>Z-FE-MAGNET03</b>	Neodimio fascia comandi 3mm Neodymium control band 3mm Néodyme bandeau commandes 3mm	15 x 15 x 3	0,01	0,06	240 x 85 x 45



	CODE	DS	 mm L x P x H	 Kg	 Kg	 mm L x P x H
	<b>Z-FE-MAGNET04</b>	Neodimio sportello 6,5mm Neodymium control band 6,5mm Néodyme volet 6,5mm	15 x 15 x 7	0,01	0,06	240 x 85 x 45
	<b>Z-FE-MAN3NS</b>	Maniglia anta Parete (nero Z-FV-MAN3-NR) Door Handle (black Z-FV-MAN3-NR) Poignée Porte Parete (noir Z-FV-MAN3-NR)	190 x 30 x 15	0,09	0,14	240 x 85 x 45
	<b>Z-FE-PD04</b>	Piede vetrina - Regolabile linea H Cabinet foot - Adjustable H Line Pied vitrine - Regolabile Ligne H	50 x 50 x 50	0,08	0,6	380 x 300 x 70
	<b>Z-FE-PD6080</b>	Piede vetrina - Fissi 80mm linea standard Cabinet foot - Fixed 80mm standard line Pied vitrine - Fissi 80mm Ligne standard	70 X 70 X 100	0,08	0,6	380 x 300 x 70
	<b>Z-FE-PD60-R</b>	Piede vetrina - Regolabile linea standard Cabinet foot - Adjustable standard Line Pied vitrine - Regolabile Ligne standard	70 X 70 X 100	0,19	0,6	380 x 300 x 70
	<b>Z-FE-PD6X17</b>	Fermasportello Parete Parete flap stopper Arrete-volet Parete	38 X 20 X 20	0,01	0,06	240 x 85 x 45
	<b>Z-FE-SER02</b>	Serratura - per Modulo B Lock - for B Module Serrure - pour Module B	70 X 50 X 50	0,08	0,6	240 x 85 x 45
	<b>Z-FE-SER04</b>	Serratura - per TM Lock - for TM Serrure - pour TM	70 X 50 X 50	0,08	0,6	240 x 85 x 45
	<b>Z-FE-SER10</b>	Serratura - per TV e TB Lock - for TV and TB Serrure - pour TV e TB	70 X 50 X 50	0,08	0,6	240 x 85 x 45
	<b>Z-FE-SER11</b>	Serratura - per Parete Lock - for Parete Serrure - pour Parete	70 X 50 X 50	0,08	0,6	240 x 85 x 45
	<b>Z-FV-CV180-PF-NR</b>	Piano finitura Tecanero Black Finishing plate for Teca Plaque de finition Teca noir	439 x 369 x 17	0,48	1,2	390 x 460 x 90
	<b>Z-FV-CV182-PF-NR</b>	Piano finitura Teca 12 (Lato Sonda)nero Black finishing plate for Teca 12 (Probe side) Plaque de finition Teca 12 (Lato Sonde) noir	439 x 369 x 17	0,48	1,2	390 x 460 x 90
	<b>Z-FV-H-CLV-NR</b>	Chiusura laterali Teca H nera Side closing panels Teca H black Fermeture latérales Teca H noire	239 x 172 x 21	0,15	0,6	380 x 300 x 70
	<b>Z-FV-H-PFI-N</b>	Coppia piani finitura Teca H incasso nera Pair of black finishing plates built-in Teca H Paire plaques de finition Teca H encastrée noire	371 x 210 x 33	0,53	1,2	380 x 300 x 70
	<b>Z-FV-H-PFP-N</b>	Coppia piani finitura Parete H nera Pair of black finishing plates Parete H Paire plaques de finition Parete H noire	367 x 208 x 28	0,53	1,2	380 x 300 x 70
	<b>Z-FV-H-PFT-N</b>	Coppia piani finitura Teca H nera Pair of black finishing plates Teca H Paire plaques de finition Teca H noire	371 x 229 x 33	0,53	1,2	380 x 300 x 70
	<b>Z-FV-MAN3-NR</b>	Maniglia anta Parete nera Black door handle for Parete Poignée Porte Parete noire	190 x 30 x 15	0,09	0,14	240 x 85 x 45

	CODE	DS	 mm L x P x H	 Kg	 Kg	 mm L x P x H
	<b>Z-FV-P-A-PF-M-NR</b>	Piano finitura Parete standard murale nero Black finishing Plate for standard wall-back Parete Plaque de finition Parete standard murale noir	421 x 364 x 16	0,48	1,2	390 x 460 x 90
	<b>Z-FV-P-A-PF-NR</b>	Piano finitura Parete standard centrale nero Black finishing Plate for standard central Parete Plaque de finition Parete standard centrale noir	413 x 364 x 16	0,48	1,2	390 x 460 x 90
	<b>Z-FV-TV-CLV-NR</b>	Chiusure Laterali Teca nero Side closing panels Teca black Fematures latérales Teca noir	440 x 172 x 21	0,23	1	390 x 460 x 90
	<b>Z-PX-PQV52</b>	Piano Bicchiere Plexiglass QV52 Plexiglass wine glass support QV52 Étagère verre en plexiglass QV52	108 x 95 x 5	0,02	0,07	240 x 160 x 30
	<b>Z-S-AQV-1230</b>	Porta Quadro QV12-QV30 senza cornice Quadro Door QV12-QV30 without frame Porte Quadro QV12-QV30 sans cadre	600 x 600 x 30	8	11	670 x 670 x 230
	<b>Z-S-AQV-4052</b>	Porta Quadro QV40-QV52 senza cornice Quadro Door QV40-QV52 without frame Porte Quadro QV40-QV52 sans cadre	780 x 780 x 30	13	17	850 x 850 x 320
	<b>Z-S-P-APA</b>	Anta - Parete 10 - Alluminio Door - Parete 10 - Aluminium Porte - Parete 10 - Aluminium	1640 x 410 x 40	15	43	1700 x 600 x 220
	<b>Z-S-P-APA-NR</b>	Anta - Parete 10 - Nera Door - Parete 10 - Black Porte - Parete 10 - Noire	1640 x 410 x 40	15	43	1700 x 600 x 220
	<b>Z-S-P-APB</b>	Anta - Modulo B - Alluminio Door - Modulo B - Aluminium Porte - Module B - Aluminium	830 x 830 x 40	14	40	1000 x 1000 x 200
	<b>Z-S-P-APB-NR</b>	Anta - Modulo B - Nera Door - B Module - Black Porte - Module B - Noire	830 x 830 x 40	14	40	1000 x 1000 x 200
	<b>Z-S-P-APD</b>	Anta - Parete 20 - Alluminio Door - Parete 20 - Aluminium Porte - Parete 20 - Aluminium	680 x 410 x 40	5	20	800 x 600 x 220
	<b>Z-S-P-APD-NR</b>	Anta - Parete 20 - Nera Door - Parete 20 - Black Porte - Parete 20 - Noire	680 x 410 x 40	5	20	800 x 600 x 220
	<b>Z-S-PVC</b>	Carter ventole condensatore Condenser fan guard Carter ventilateurs Condenseur	257 x 249 x 122	1,4	2	390 x 390 x 600
	<b>Z-S-RTAT</b>	Ruote ante Teca Teca door wheels Roues porte Teca	20 x 20 x 20	0,02	0,07	240 x 85 x 45
	<b>Z-S-TV10-ADX</b>	Anta - Teca 10 DX - Alluminio Door - Teca 10 DX - Aluminium Porte - Teca 10 DX - Aluminium	1610 x 390 x 45	12	42	1700 x 600 x 220
	<b>Z-S-TV10-ADX-N</b>	Anta - Teca 10 DX - Nera Door - Teca 10 DX - Black Porte - Teca 10 DX - Noire	1610 x 390 x 45	12	42	1700 x 600 x 220
	<b>Z-S-TV10-ASX</b>	Anta - Teca 10 SX - Alluminio Door - Teca 10 SX - Aluminium Porte - Teca 10 SX - Aluminium	1610 x 380 x 45	12	42	1700 x 600 x 220

	CODE	DS	 mm L x P x H	 Kg	 Kg	 mm L x P x H
	<b>Z-S-TV10-ASX-N</b>	Anta - Teca 10 SX - Nera Door - Teca 10 SX - Black Porte - Teca 10 SX - Noire	1610 x 380 x 45	12	42	1700 x 600 x 220
	<b>Z-S-TV20-ADX</b>	Anta - Teca 20 DX - Alluminio Door - Teca 20 DX - Aluminium Porte - Teca 20 DX - Aluminium	650 x 390 x 45	5	20	800 x 600 x 220
	<b>Z-S-TV20-ADX-N</b>	Anta - Teca 20 DX - Nera Door - Teca 20 DX - Black Porte - Teca 20 DX - Noire	650 x 390 x 45	5	20	800 x 600 x 220
	<b>Z-S-TV20-ASX</b>	Anta - Teca 20 SX - Alluminio Door - Teca 20 SX - Aluminium Porte - Teca 20 SX - Aluminium	650 x 380 x 45	5	20	800 x 600 x 220
	<b>Z-S-TV20-ASX-N</b>	Anta - Teca 20 SX - Nera Door - Teca 20 SX - Black Porte - Teca 20 SX - Noire	650 x 380 x 45	5	20	800 x 600 x 220
	<b>Z-VT-PNPCB</b>	Ripiano Vetro Posteriore (Parete/Mod B) Back glass shelf (Parete/Mod B) Étagère Verre arrière (Parete/Mod B)	790 x 85 x 6	1,7	2,5	850 x 170 x 25
	<b>Z-VT-PN-VBR13</b>	Ripiano Vetro Anteriore (Parete/Mod B) Front glass shelf (Parete/Mod B) Étagère Verre devant (Parete/Mod B)	790 x 300 x 6	5,5	18	900 x 580 x 85
	<b>Z-VT-SLH10</b>	Spalla vetrocamera Teca H 10 Side double-glazed glass pane Teca H 10 Coté double-vitrage Teca H 10	1644 x 265 x 16	9	37	1700 x 600 x 220
	<b>Z-VT-SLH20</b>	Spalla vetrocamera Teca H 20 Side double-glazed glass pane Teca H 20 Coté double-vitrage Teca H 20	685 x 265 x 16	4	19	800 x 600 x 220
	<b>Z-VT-SLTV10</b>	Spalla vetrocamera Teca 10 Side double-glazed glass pane Teca 10 Coté double-vitrage Teca 10	1639 x 464 x 16	16	44	1700 x 600 x 220
	<b>Z-VT-SLTV20</b>	Spalla vetrocamera Teca 20 Side double-glazed glass pane Teca 20 Coté double-vitrage Teca 20	685 x 464 x 16	7	22	800 x 600 x 220
	<b>Z-VT-TPH10</b>	Top vetrocamera Teca H Top double-glazed glass pane Teca H Plafond double-vitrage Teca H	832 x 273 x 12	2,5	16	900 x 580 x 85
	<b>Z-VT-TPTV10</b>	Top vetrocamera Top double-glazed glass pane Plafond double-vitrage	832 x 468 x 12	4	17	900 x 580 x 85
	<b>Z-ZM-VBB5X14INOX</b>	Vite fissaggio anta Quadro Vino Fixing screw for Quadro Vino door Vis de fixation Porte Quadro Vino	5 x 14 x 10	0,01	0,06	240 x 85 x 45

**Finanzen / Service**

**28307 Bremen**  
Thalenhorststraße 15  
Tel.+49 421 48557-0  
Fax+49 421 488650  
bremen@nordcap.de

**Vertrieb Ost**

**12681 Berlin**  
Wolfener Straße 32/34, Haus K  
Tel.+49 30 936684-0  
Fax+49 30 936684-44  
berlin@nordcap.de

**Vertrieb West**

**40699 Erkrath**  
Max-Planck-Straße 30  
Tel.+49 211 540054-0  
Fax+49 211 540054-54  
erkrath@nordcap.de

**Vertrieb Nord**

**21079 Hamburg**  
Großmoorbogen 5  
Tel.+49 40 766183-0  
Fax+49 40 770799  
hamburg@nordcap.de

**Vertrieb Süd**

**55218 Ingelheim**  
Hermann-Bopp-Straße 4  
Tel.+49 6132 7101-0  
Fax+49 6132 7101-20  
ingelheim@nordcap.de

