

RIVACOLD

MASTERING COLD

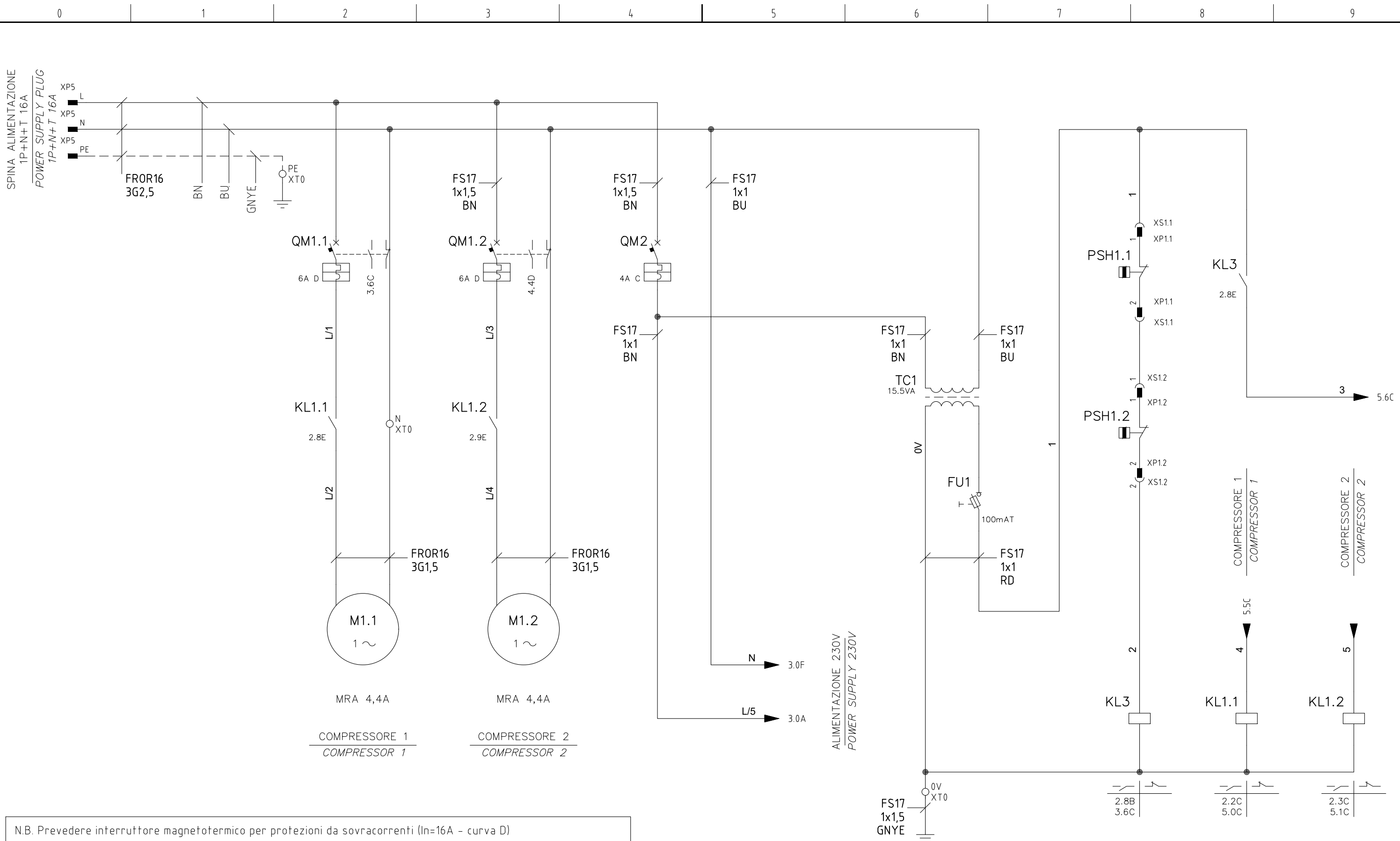
Non è permesso consegnare a terzi o riprodurre questo documento né, utilizzare il contenuto o renderlo comunque noto a terzi senza la nostra autorizzazione esplicita. Ogni infrazione comporta il risarcimento dei danni subiti. E' fatta riserva di tutti i diritti derivati da brevetti o modelli.

PROGETTO
BANCA DIS.
TIPICO

2xNT2180U-A-CSR		NORMA: NORM:	CE CEI EN 60204-1
CORRENTE MASSIMA: MAXIMUM CURRENT:	10,8A	TENSIONE ESERCIZIO: POWER SUPPLY:	230V / 1F+N~ / 50Hz / ±10%
CORRENTE ASSORBITA ALLE CONDIZIONI DI LAVORO: CURRENT CONSUMPTION AT WORKING POINT:	7,1A	TENSIONE CIRCUITI AUSILIARI: AUXILIARY CIRCUITS VOLTAGE:	230V
		TENSIONE CONTROLLO ELETTRONICO: ELECTRONIC CONTROL POWER SUPPLY:	230V
POTENZA ASSORBITA ALLE CONDIZIONI DI LAVORO: POWER CONSUMPTION AT WORKING POINT:	1,30kW		
BT		CORRENTE CORTO CIRCUITO: SHORT CIRCUIT CURRENT:	I _{cc} 10kA
R290		NORMA RIF: NORM REF:	CEI EN 60947-2
		CODICE MACCHINA: MACHINE CODE:	2127-0013
		CODICE QUADRO ELETTRICO: ELECTRICAL BOARD CODE:	5603-0036

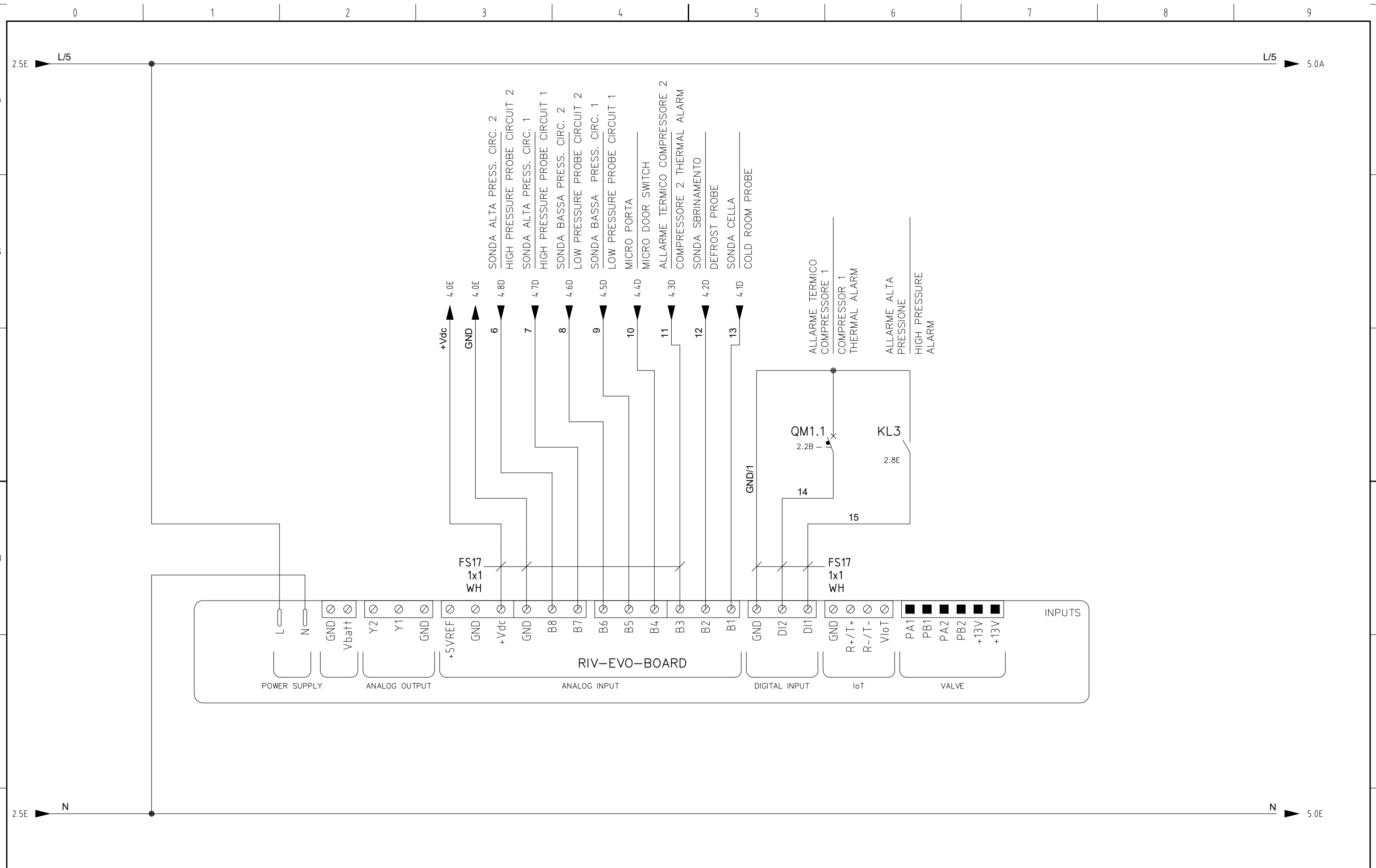
REV.	MODIFICA	DATA	FIRMA	APPR.	ROSSI	SOST. IL :	SOST. DA :	FILE : EBW21L26000P.dwg	RIVACOLD MASTERING COLD	BE-WT302LA50P11 1X300 BT 2 COMP.	EBW21L26000P	= +
										COPERTINA COVER	5603-0036	FG. 1 9 F.S. 2

SPINA ALIMENTAZIONE
1P+N+T 16A
POWER SUPPLY PLUG
1P+N+T 16A



N.B. Prevedere interruttore magnetotermico per protezioni da sovracorrenti (In=16A - curva D) nelle immediate vicinanze della macchina ed interruttore differenziale per protezione da guasti verso terra
 N.B. Provide a circuit breaker (CB) for overcurrent protection (In=16A - Tripping Characteristic: D) in the immediate vicinity of the machine and residual circuit device (RCD) for earth fault/residual current protection

REV.	MODIFICA	DATA	FIRMA	APPR.	ROSSI	SOST. IL :	SOST. DA :	FILE : EBW21L26000P.dwg	RIVACOLD MASTERING-COLD	BE-WT302LA50P11 1X300 BT 2 COMP.	EBW21L26000P	=	
										POTENZA COMPRESSORI+TRASFORMATORE TRANSFORMER+COMPRESSORS POWER		5603-0036	FG. 2 9 F.S. 3



REV.	MODIFICA	DATA	FIRMA	APPR.	ROSSI	SOST. IL :	SOST. DA :	FILE : EBW21L26000P.dwg	BE-WT302LA50P11 1X300 BT 2 COMP.	EBW21L26000P	=	
									INPUTS STRUMENTO ELETTRONICO ELECTRONIC INSTRUMENT INPUTS		+	
										5603-0036		FG. 3 9 F.S. 4

A

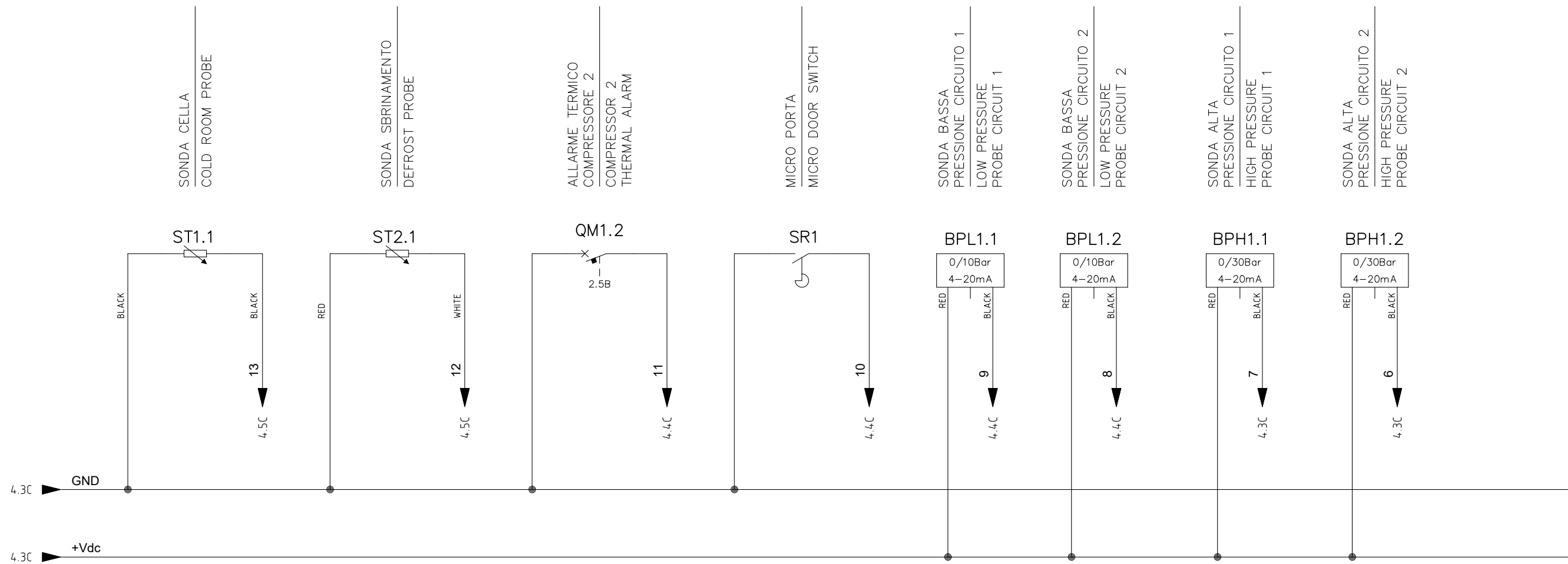
B

C

D

E

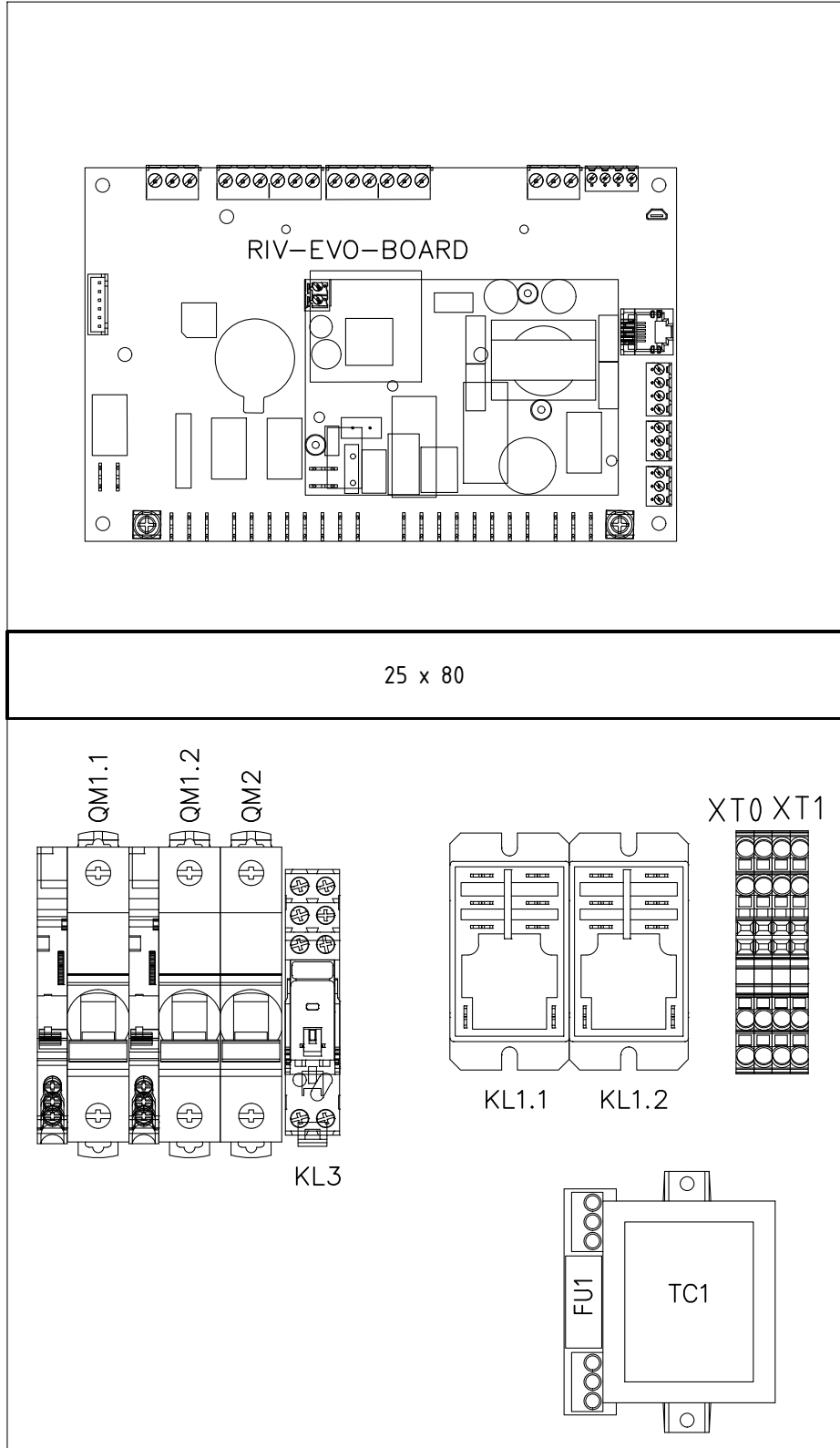
F



REV.	MODIFICA	DATA	FIRMA	APPR.	ROSSI	SOST. IL :	SOST. DA :	FILE : EBW21L26000P.dwg	RIVACOLD MASTERING-COLD	BE-WT302LA50P11 1X300 BT 2 COMP.	EBW21L26000P	=	
										SONDE PROBES		+	
											5603-0036		FG. 4 9 F.S. 5

Nome/Item	Quadro/Board	Tipo/Type	Descrizione IT (Db)	Descrizione EN (Db)	Costruttore/Marke	Fg/Sh	Q.ta/Q.ty	Codice Interno (Db)
	=QG =QG	280-633	MORSETTO 4 CONDUTTORI CAGE-CLAMP 2.5mmq	TERMINAL 4 WIRES CAGE-CLAMP 2.5mmq	Wago	9	3 1	99102051
25 x 80	=QG	02578	T1-EN 25X80 G CAN. CABL.		Bocchiotti	9	0.24	99100062
BPH1.1	=QG	YCQC03H101 YQCB02-013051	SONDA PRESSIONE 0/30Bar 4-20mA CAVO 3 FILI IPXX 1,5M SONDA SANHUA YCQC	PRESSURE PROBE 0/30Bar 4-20mA 3 WIRE CABLE IPXX 1,5M SANHUA PROBE YCQC	SANHUA SANHUA	4	1 1	YCQC03H101 YQCB02-013051
BPH1.2	=QG	YCQC03H101 YQCB02-013051	SONDA PRESSIONE 0/30Bar 4-20mA CAVO 3 FILI IPXX 1,5M SONDA SANHUA YCQC	PRESSURE PROBE 0/30Bar 4-20mA 3 WIRE CABLE IPXX 1,5M SANHUA PROBE YCQC	SANHUA SANHUA	4	1 1	YCQC03H101 YQCB02-013051
BPL1.1	=QG	YCQC01H101 YQCB02-013051	SONDA PRESSIONE 0/10Bar 4-20mA CAVO 3 FILI IPXX 1,5M SONDA SANHUA YCQC	PRESSURE PROBE 0/10Bar 4-20mA 3 WIRE CABLE IPXX 1,5M SANHUA PROBE YCQC	SANHUA SANHUA	4	1 1	YCQC01H101 YQCB02-013051
BPL1.2	=QG	YCQC01H101 YQCB02-013051	SONDA PRESSIONE 0/10Bar 4-20mA CAVO 3 FILI IPXX 1,5M SONDA SANHUA YCQC	PRESSURE PROBE 0/10Bar 4-20mA 3 WIRE CABLE IPXX 1,5M SANHUA PROBE YCQC	SANHUA SANHUA	4	1 1	YCQC01H101 YQCB02-013051
FU1	=QG	FUSIBILE	FUSIBILE INTERNO TRASFORMATORE	FUSE INSIDE TRANSFORMER	Rivacold	2	1	
KL1.1	=QG	RPF2BP7	RELE' 2/S 230V-30A 230V/1/50-60Hz	RELAY 2/S 230V-30A 230V/1/50-60Hz	Schneider	2	1	99107038
KL1.2	=QG	RPF2BP7	RELE' 2/S 230V-30A 230V/1/50-60Hz	RELAY 2/S 230V-30A 230V/1/50-60Hz	Schneider	2	1	99107038
KL3	=QG	RXG21P7 RGZE1S48M RSZL300	RELE' 2/S 230V-5A 230V/1/50-60Hz ZOC COLO 2/SC MINI ETICHETTA X ZOC COLO RXG SCHNEIDER	RELAY 2/S 230V-5A 230V/1/50-60Hz RELAY SUPPORT 2/SC LABEL FOR SUPPORT RXG SCHNEIDER	Schneider Schneider Schneider	2	1 1 1	99107039 99107040 99107041
LC	=QG	ELx	LUCE CELLA	COLD ROOM LIGHT	Rivacold	5	1	
M1.1	=QG	COMPRESSORE	COMPRESSORE	COMPRESSOR	Rivacold	2	1	
M1.2	=QG	COMPRESSORE	COMPRESSORE	COMPRESSOR	Rivacold	2	1	
M3	=QG	VENTOLA COND	VENTOLA CONDENSATORE	CONDENSER FAN	Rivacold	5	1	
M4	=QG	VENTOLA EV.	VENTOLA EVAPORATORE	EVAPORATOR FAN	Rivacold	5	1	
M5	=QG	VENTOLA EV.	VENTOLA EVAPORATORE	EVAPORATOR FAN	Rivacold	5	1	
Morsetti BMS	=QG	280-633	MORSETTO 4 CONDUTTORI CAGE-CLAMP 2.5mmq	TERMINAL 4 WIRES CAGE-CLAMP 2.5mmq	Wago		1	99102051
PSH1.1	=QG					2	1	
PSH1.2	=QG					2	1	
QM1.1	=QG	M9F12106 M9A26924	MAGNETOTERMICO 1P 6A D CONTATTO LATERALE NO+NC	MAGNETOTHERMAL 1P 6A D LATERAL CONTACT NO-NC	Schneider Schneider	2	1 1	99107034 99107036
QM1.2	=QG	M9F12106 M9A26924	MAGNETOTERMICO 1P 6A D CONTATTO LATERALE NO+NC	MAGNETOTHERMAL 1P 6A D LATERAL CONTACT NO-NC	Schneider Schneider	2	1 1	99107034 99107036
QM2	=QG	M9F11104	MAGNETOTERMICO 1P 4A C	MAGNETOTHERMAL 1P 4A C	Schneider	2	1	99107037
RIV-EVO-BOARD	=QG	UP3ARI52RSCS1				3	1	
RIV-EVO-DISPLAY	=QG	AXRV01RSR1C81 62H021A005	DISPLAY PLED C/BLUETOOTH TASTIERA CAPACITIVA ORIZZONTALE	DISPLAY PLED WITH BLUETOOTH HORIZONTAL CAPACITIVE KEYBOARD	Carel Carel	5	1 1	RIV-EVO-DISPLAY RIV-EVO-KEYHOR
RP	=QG	RP	RESISTENZA PORTA	DOOR HEATER	Rivacold	5	1	
RS	=QG	RS	RESISTENZA DI SCARICO	DISCHARGE HEATER	Rivacold	5	1	
SR1	=QG	SR1	MICRO PORTA	DOOR MICRO	Rivacold	4	1	
ST1.1	=QG	NTC015HP00	SONDA PVC TEMPERATURA	PVC TEMPERATURE PROBE NTC	Carel	4	1	NTC015HP00
ST2.1	=QG	NTC015WH01	SONDA ACCIAIO TEMPERATURA	IRON TEMPERATURE PROBE NTC	Carel	4	1	NTC015WH01
TC1	=QG	438RIC2370	TRASFORMATORE 15.5VA 230V/230V C/FUS	TRANSFORMATOR 15.5VA 230V/230V C/FUS	Taddei	2	1	99107047
XT0	=QG	2002-1407 2002-1404 2002-1491	MORSETTO 4 CONDUTTORI TOPJOBS 2.5mmq TERRA MORSETTO 4 CONDUTTORI TOPJOBS 2.5mmq BLU FINALE PER MORSETTO 4 CONDUTTORI TOPJOBS 2.5mmq	TERMINAL 4 WIRES TOPJOBS 2.5mmq GROUND TERMINAL 4 WIRES TOPJOBS 2.5mmq BLUE TERMINAL ENDING 4 WIRES TOPJOBS 2.5mmq	Wago Wago Wago		2 1 1	99102947 99102946 99102948
YVC1.1	=QG	YVC	SOLENOIDE GAS CALDO	HOT GAS ELECTROVALVE	Rivacold	5	1	
YVC1.2	=QG	YVC	SOLENOIDE GAS CALDO	HOT GAS ELECTROVALVE	Rivacold	5	1	
YVL1.1	=QG	YVL	SOLENOIDE LIQUIDO	LIQUID ELECTROVALVE	Rivacold	5	1	

REV.	MODIFICA	DATA	FIRMA	APPR.	ROSSI	SOST. IL :	SOST. DA :	FILE : EBW21L26000P.dwg	BE-WT302LA50P11 1X300 BT 2 COMP.	EBW21L26000P	= +	FG. 7 9 F.S. 8
------	----------	------	-------	-------	-------	------------	------------	-------------------------	-------------------------------------	--------------	--------	-------------------



PIASTRA 240x416
SCALA 1:2

				DATA	28/11/19				BE-WT302LA50P11 1X300 BT 2 COMP.	EBW21L26000P	=
				DISEGN.	ROSSI				LAYOUT INTERNO INTERNAL LAYOUT		+
REV.	MODIFICA	DATA	FIRMA	APPR.	ROSSI	SOST. IL :	SOST. DA :		FILE : EBW21L26000P.dwg		5603-0036