

# Ersatzteilliste-Explosionszeichnung







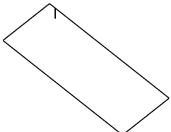

## Tiefkühlzelle mit Paneelboden Z 264-264-TK


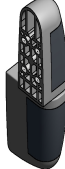
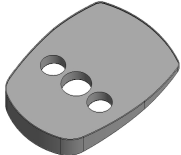







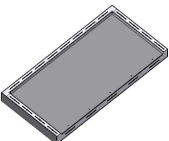
[Artikel-Nr.: 46710703025-B]



Art. Code: 10703025-0-0-B

100 Panels SMART Cold Room 2640 x 2640 x 2150 with ReflectiveTape  
 Panneaux 100 Chambre Froid SMART 2640 x 2640 x 2150 avec Bande Réfléchissante  
 Painéis 100 Câmara SMART 2640 x 2640 x 2150 c/ Fita Reflectora  
 Pannelli 100 Cella Frigorifera SMART 2640 x 2640 x 2150 con Nastro adesivo riflettente  
 100 Wände SMART Kühlzelle 2640 x 2640 x 2150

Code	Description	
41801050	Magnetic gasket 1889 x 749 mm Joint magnétique 1889 x 749 mm Vedantes 1889 x 749 - Porta Câmaras Guarnizione magnetica 1889 x 749 mm Magnetchichtung 1889 x 749 mm Burlete magnético 1889 x 749 mm	
41901021	Fastener 5725 with master Key (R020677) + KIT 5000 81/100 mm (R020501) Serrure avec clé Ref. 5725 (R020501) Fecho Porta Câmaras Standard c/ chave refª 5725 + KIT 5000 81/100mm (R020501) Serratura con chiave Codice 5725 (R020501) Schloss mit Schluss Ref. 5725 (R020501) Cerradura con llave Ref. 5725 (R020501)	
42601030	Cover for camlocks Caches pour crochets Tampa Estampagem Fechos - Cinza Copperchio per fasteners Deckel für Spannschlösser Tapa para ganchos	
42601111	Grey screwcap for M6 rivet Cache gris pour rivet M6 Taco Cinza p/ Rebite M6 Capucci per rivetti M6 Grau Kunststoffstopfen für Niet M6 Tapone gris para remache M6	
43601003	Male connector STASAP 2B Connecteur mâle STASAP 2B Conector de Painel Macho STASAP 2B Connettore maschio STASAP 2B Männlicher Verbinder STASAP 2B Conector macho STASAP 2B	
43601005	STASI2 Safety bracket Clip de sécurité STASI2 Freio de Conector STASI2 Staffa di sicurezza STASI2 Sicherungsbügel STASI2 Clip seguridad STASI2	
45101028	Door heater wire 5440mm/5200mm/52W - 1SFAS4279016 Résistance de la porte 5440mm/5200mm/52W - 1SFAS4279016 Resistência p/ porta 5440mm/5200mm/52W - 1SFAS4279016 Resistenza della porta 5440mm/5200mm/52W - 1SFAS4279016 Türheizung 5440mm/5200mm/52W - 1SFAS4279016 Resistencia de la puerta 5440mm/5200mm/52W - 1SFAS4279016	
45903003	Hex key Clé Allen Chave hexagonal Revestida Chiave a brugola Innensechskantschlüssel Llave Allen	

46201005	<p>Alignment chip          Jeton d'alignement          Bolacha de alinhamento          Gettone di fissaggio          Ausrichtungsteil          Pieza de alienación</p>	
46202001	<p>Door hinge          Charnière de porte chambres O          Dobradiça Porta Câmaras O          Cerniera di porta          Türscharnier          Bisagra de la puerta</p>	
46202005	<p>Door lock equalizer          Compensateur de serrure de porte          Compensador do fecho da porta</p>	
61601787	<p>Door          Porte          Porta Larga O          Porta          Tür          Puerta</p>	
61603001	<p>300 mm Wall panel          Panneau de paroi 300 mm          Painel Direito 300 x 100 Baixo          Pannelo parete 300 mm          Wandpaneel 300 mm          Panel de pared 300 mm</p>	
61603003	<p>600 mm Wall panel          Panneau de paroi 600 mm          Painel Direito 600 x 100 Baixo          Pannelo parete 600 mm          Wandpaneel 600 mm          Panel de pared 600 mm</p>	
61603005	<p>1200 mm Wall panel          Panneau de paroi 1200 mm          Painel Direito 1200 x 100 Baixo          Pannelo parete 1200 mm          Wandpaneel 1200 mm          Panel de pared 1200 mm</p>	
61603015	<p>Corner panel          Panneau d'angle          Painel de Canto 900 x 100 Baixo - C1          Pannelo d'angolo          Ecke Paneel          Panel de esquina</p>	
61603068	<p>2400 x 1200 mm Floor panel          Panneau de sol 2400 x 1200 mm          Painel do Fundo 2400 x 1200 x 100 - F5          Pannelo pavimento 2400 x 1200 mm          Paneelboden 2400 x 1200 mm          Panel de suelo 2400 x 1200 mm</p>	
61603084	<p>Door frame panel          Panneau cadre de porte          Painel Aro da Porta Larga 100 CB          Pannelo del telaio della porta          Paneel des Türrahmens          Panel del marco de la puerta</p>	
61603112	<p>Ceiling panel 2400 x 1200 mm          Panneau de plafond 2400 x 1200 mm          Painel do Tampo 2400 x 1200 x 100 - F5          Pannelo di soffitto 2400 x 1200 mm          Deckenpaneel 2400 x 1200 mm          Panel de techo 2400 x 1200 mm</p>	

61603295	Door frame panel Panneau cadre de porte Painel Aro da Porta Larga CPL 100 CB c/ Fita Reflectora Pannello del telaio della porta Paneel des Türrahmens Panel del marco de la puerta
----------	---

**Finanzen/Service**

**28307 Bremen**  
Thalenhorststraße 15  
Tel.+49 421 48557-0  
Fax+49 421 488650  
bremen@nordcap.de

**Vertrieb Ost**

**12681 Berlin**  
Wolfener Straße 32/34, Haus K  
Tel.+49 30 936684-0  
Fax+49 30 936684-44  
berlin@nordcap.de

**Vertrieb West**

**40699 Erkrath**  
Max-Planck-Straße 30  
Tel.+49 211 540054-0  
Fax+49 211 540054-54  
erkrath@nordcap.de

**Vertrieb Nord**

**21079 Hamburg**  
Großmoorbogen 5  
Tel.+49 40 766183-0  
Fax+49 40 770799  
hamburg@nordcap.de

**Vertrieb Süd**

**55218 Ingelheim**  
Hermann-Bopp-Straße 4  
Tel.+49 6132 7101-0  
Fax+49 6132 7101-20  
ingelheim@nordcap.de

